



GCSE CHEMISTRY 8462/2F

Paper 2 Foundation Tier

Mark scheme

June 2024

Version: 1.0 Final.



2 4 6 G 8 4 6 2 / 2 F / M S

Mark schemes are prepared by the Lead Assessment Writer and considered, together with the relevant questions, by a panel of subject teachers. This mark scheme includes any amendments made at the standardisation events which all associates participate in and is the scheme which was used by them in this examination. The standardisation process ensures that the mark scheme covers the students' responses to questions and that every associate understands and applies it in the same correct way. As preparation for standardisation each associate analyses a number of students' scripts. Alternative answers not already covered by the mark scheme are discussed and legislated for. If, after the standardisation process, associates encounter unusual answers which have not been raised they are required to refer these to the Lead Examiner.

It must be stressed that a mark scheme is a working document, in many cases further developed and expanded on the basis of students' reactions to a particular paper. Assumptions about future mark schemes on the basis of one year's document should be avoided; whilst the guiding principles of assessment remain constant, details will change, depending on the content of a particular examination paper.

No student should be disadvantaged on the basis of their gender identity and/or how they refer to the gender identity of others in their exam responses.

A consistent use of 'they/them' as a singular and pronouns beyond 'she/her' or 'he/him' will be credited in exam responses in line with existing mark scheme criteria.

Further copies of this mark scheme are available from [aqa.org.uk](https://www.aqa.org.uk)

Copyright information

AQA retains the copyright on all its publications. However, registered schools/colleges for AQA are permitted to copy material from this booklet for their own internal use, with the following important exception: AQA cannot give permission to schools/colleges to photocopy any material that is acknowledged to a third party even for internal use within the centre.

Copyright © 2024 AQA and its licensors. All rights reserved.

Information to Examiners

1. General

The mark scheme for each question shows:

- the marks available for each part of the question
- the total marks available for the question
- the typical answer or answers which are expected
- extra information to help the examiner make their judgement
- the Assessment Objectives and specification content that each question is intended to cover.

The extra information is aligned to the appropriate answer in the left-hand part of the mark scheme and should only be applied to that item in the mark scheme.

At the beginning of a part of a question a reminder may be given, for example: where consequential marking needs to be considered in a calculation; or the answer may be on the diagram or at a different place on the script.

In general the right-hand side of the mark scheme is there to provide those extra details which confuse the main part of the mark scheme yet may be helpful in ensuring that marking is straightforward and consistent (for example, a scientifically correct answer that could not reasonably be expected from a student's knowledge of the specification).

2. Emboldening and underlining

- 2.1** In a list of acceptable answers where more than one mark is available 'any **two** from' is used, with the number of marks emboldened. Each of the following bullet points is a potential mark.
- 2.2** A bold **and** is used to indicate that both parts of the answer are required to award the mark.
- 2.3** Alternative answers acceptable for a mark are indicated by the use of **or**.
Alternative words in the mark scheme are shown by a solidus eg allow smooth / free movement.
- 2.4** Any wording that is underlined is essential for the marking point to be awarded.

3. Marking points

3.1 Marking of lists

This applies to questions requiring a set number of responses, but for which students have provided extra responses. The general principle to be followed in such a situation is that 'right + wrong = wrong'.

Each error / contradiction negates each correct response. So, if the number of errors / contradictions equals or exceeds the number of marks available for the question, no marks can be awarded.

However, responses considered to be neutral (indicated as * in example 1) are not penalised.

Example 1: What is the pH of an acidic solution?

[1 mark]

Student	Response	Marks awarded
1	green, 5	0
2	red*, 5	1
3	red*, 8	0

Example 2: Name **two** magnetic materials.

[2 marks]

Student	Response	Marks awarded
1	iron, steel, tin	1
2	cobalt, nickel, nail*	2

3.2 Use of symbols / formulae

If a student writes a chemical symbol / formula instead of a required chemical name, or uses symbols to denote quantities in a physics equation, full credit can be given if the symbol / formula is correct and if, in the context of the question, such action is appropriate.

3.3 Marking procedure for calculations

Marks should be awarded for each stage of the calculation completed correctly, as students are instructed to show their working. At any point in a calculation students may omit steps from their working. If a subsequent step is given correctly, the relevant marks may be awarded.

Full marks are **not** awarded for a correct final answer from incorrect working.

3.4 Interpretation of 'it'

Answers using the word 'it' should be given credit only if it is clear that the 'it' refers to the correct subject.

3.5 Errors carried forward

An error can be carried forward from one question part to the next and is shown by the abbreviation 'ecf'.

Within an individual question part, an incorrect value in one step of a calculation does not prevent all of the subsequent marks being awarded.

3.6 Phonetic spelling

Marks should be awarded if spelling is not correct but the intention is clear, **unless** there is a possible confusion with another technical term.

3.7 Brackets

(.....) are used to indicate information which is not essential for the mark to be awarded but is included to help the examiner identify the sense of the answer required.

3.8 Allow

In the mark scheme additional information, 'allow' is used to indicate creditworthy alternative answers.

3.9 Ignore

Ignore is used when the information given is irrelevant to the question or not enough to gain the marking point. Any further correct amplification could gain the marking point.

3.10 Do not accept

Do **not** accept means that this is a wrong answer which, even if the correct answer is given as well, will still mean that the mark is not awarded.

3.11 Numbered answer lines

Numbered lines on the question paper are intended to support the student to give the correct number of responses. The answer should still be marked as a whole.

4. Level of response marking instructions

Extended response questions are marked on level of response mark schemes.

- Level of response mark schemes are broken down into levels, each of which has a descriptor.
- The descriptor for the level shows the average performance for the level.
- There are two marks in each level.

Before you apply the mark scheme to a student's answer, read through the answer and, if necessary, annotate it (as instructed) to show the qualities that are being looked for. You can then apply the mark scheme.

Step 1: Determine a level

Start at the lowest level of the mark scheme and use it as a ladder to see whether the answer meets the descriptor for that level.

The descriptor for the level indicates the different qualities that might be seen in the student's answer for that level. If it meets the lowest level then go to the next one and decide if it meets this level, and so on, until you have a match between the level descriptor and the answer. With practice and familiarity you will find that for better answers you will be able to quickly skip through the lower levels of the mark scheme.

When assigning a level you should look at the overall quality of the answer. Do **not** look to penalise small and specific parts of the answer where the student has not performed quite as well as the rest. If the answer covers different aspects of different levels of the mark scheme you should use a best fit approach for defining the level.

Use the variability of the response to help decide the mark within the level, ie if the response is predominantly level 2 with a small amount of level 3 material it would be placed in level 2 but be awarded a mark near the top of the level because of the level 3 content.

Step 2: Determine a mark

Once you have assigned a level you need to decide on the mark. The descriptors on how to allocate marks can help with this. The exemplar materials used during standardisation will help. There will be an answer in the standardising materials which will correspond with each level of the mark scheme. This answer will have been awarded a mark by the Lead Examiner. You can compare the student's answer with the example to determine if it is the same standard, better or worse than the example. You can then use this to allocate a mark for the answer based on the Lead Examiner's mark on the example.

You may well need to read back through the answer as you apply the mark scheme to clarify points and assure yourself that the level and the mark are appropriate.

Indicative content in the mark scheme is provided as a guide for examiners. It is not intended to be exhaustive and you must credit other valid points. Students do not have to cover all of the points mentioned in the indicative content to reach the highest level of the mark scheme.

You should ignore any irrelevant points made. However, full marks can be awarded only if there are no incorrect statements that contradict a correct response.

An answer which contains nothing of relevance to the question must be awarded no marks.

Question 1

Question	Answers	Extra information	Mark	AO / Spec. Ref.
01.1	carbon	ignore C	1	AO1
	hydrogen	ignore H	1	4.1.1.1 4.7.1.1

Question	Answers	Extra information	Mark	AO / Spec. Ref.
01.2	20		1	AO2 4.1.1.1 4.7.1.1

Question	Answers	Extra information	Mark	AO / Spec. Ref.
01.3	C_nH_{2n+2}		1	AO2 4.7.1.1

Question	Answers	Extra information	Mark	AO / Spec. Ref.
01.4	alkanes		1	AO2 4.7.1.1

Question	Answers	Extra information	Mark	AO / Spec. Ref.
01.5	$ \begin{array}{ccccccc} & H & H & H & H & H & H \\ & & & & & & \\ H & - C & - C & - C & - C & - C & - H \\ & & & & & & \\ & H & H & H & H & H & H \end{array} $		1	AO2 4.7.1.1

MARK SCHEME – GCSE CHEMISTRY – 8462/2F – JUNE 2024

Question	Answers	Extra information	Mark	AO / Spec. Ref.
01.6	fuel	allow fossil fuel	1	AO1 4.7.1.3

Question	Answers	Extra information	Mark	AO / Spec. Ref.
01.7	soot		1	AO1 4.9.3.1
	carbon monoxide		1	

Question	Answers	Extra information	Mark	AO / Spec. Ref.
01.8	C ₆ H ₁₂		1	AO2 4.7.1.4

Question	Answers	Extra information	Mark	AO / Spec. Ref.
01.9	bar drawn to 84%	allow a tolerance of $\pm \frac{1}{2}$ a small square	1	AO2 4.7.1.1
	bars labelled C / carbon and H / hydrogen		1	

Total Question 1	12
------------------	----

Question 2

Question	Answers	Extra information	Mark	AO / Spec. Ref.
02.1	increases		1	AO3 4.9.3.2

Question	Answers	Extra information	Mark	AO / Spec. Ref.
02.2	(mass =) $\frac{7000}{3000}$		1	AO2 4.9.3.1
	= 2.33 (kg)	allow 2.333333 correctly rounded to at least 2 significant figures	1	

Question	Answers	Extra information	Mark	AO / Spec. Ref.
02.3	rain		1	AO1 4.9.3.2

Question	Answers	Extra information	Mark	AO / Spec. Ref.
02.4	five points plotted correctly	allow a tolerance of $\pm \frac{1}{2}$ a small square allow three or four points plotted correctly for 1 mark	2	AO2 4.9.3.1
	line of best fit		1	

Question	Answers	Extra information	Mark	AO / Spec. Ref.
02.5	increases		1	AO3 4.9.3.2

Question	Answers	Extra information	Mark	AO / Spec. Ref.
02.6	dimming		1	AO1 4.9.3.2

Total Question 2	9
------------------	---

Question 3

Question	Answers	Extra information	Mark	AO / Spec. Ref.
03.1	(drew start line in) ink		1	AO3 4.8.1.3 RPA6
	ink runs / smudges / dissolves OR a pencil should be used (to draw the start line) (1) so that the ink does not run / smudge / dissolve (1)		1	

Question	Answers	Extra information	Mark	AO / Spec. Ref.
03.2	2		1	AO3 4.8.1.3 RPA6

Question	Answers	Extra information	Mark	AO / Spec. Ref.
03.3	(dye) A		1	AO2 4.8.1.3 RPA6
	(reason) (dye) A travelled the same distance as a spot from (substance) Y or (dye) A has the same R_f value as a spot from (substance) Y	allow (dyes) B , C , and D did not travel the same distance as either spot from (substance) Y allow (dyes) B , C , and D do not have the same R_f value as either spot from (substance) Y MP2 is dependent upon the award of MP1	1	

Question	Answers	Extra information	Mark	AO / Spec. Ref.
03.4	(dye) D is insoluble (in water)	allow there is no attraction between (dye) D and water	1	AO3 4.8.1.3 RPA6

Question	Answers	Extra information	Mark	AO / Spec. Ref.
03.5	$(R_f = \frac{2.4}{6.0})$	ignore units	1	AO2 4.8.1.3 RPA6
	= 0.4		1	

Question	Answers	Extra information	Mark	AO / Spec. Ref.
03.6	solvent		1	AO2 4.8.1.3 RPA6

Total Question 3	9
-------------------------	----------

Question 4

Question	Answers	Extra information	Mark	AO / Spec. Ref.
04.1	percentage of nitrogen increases		1	AO2 4.9.1.2
	until 2.3 billion years	allow a value in the range 2.1 to 2.4 billion years allow until 80%	1	
	then remains constant		1	

Question	Answers	Extra information	Mark	AO / Spec. Ref.
04.2	the percentage of carbon dioxide decreased		1	AO1 4.9.1.4

Question	Answers	Extra information	Mark	AO / Spec. Ref.
04.3	light		1	AO1 4.9.1.3

Question	Answers	Extra information	Mark	AO / Spec. Ref.
04.4	algae		1	AO1 4.9.1.3
	plants		1	

Question	Answers	Extra information	Mark	AO / Spec. Ref.
04.5	cellulose		1	AO1 4.7.3.4
	starch		1	

MARK SCHEME – GCSE CHEMISTRY – 8462/2F – JUNE 2024

Question	Answers	Extra information	Mark	AO / Spec. Ref.
04.6	1.4×10^{11}		1	AO2 4.3.1.2 4.7.3.4

Question	Answers	Extra information	Mark	AO / Spec. Ref.
04.7	70 000 000 000		1	AO2 4.7.3.4

Question	Answers	Extra information	Mark	AO / Spec. Ref.
04.8	helix		1	AO1 4.7.3.4

Question	Answers	Extra information	Mark	AO / Spec. Ref.
04.9	4		1	AO1 4.7.3.4

Total Question 4	13
------------------	----

Question 5

Question	Answers	Extra information	Mark	AO / Spec. Ref.
05.1	volume (of reactants) is 90 cm ³	allow volume (of reactants) is greater than 50 cm ³	1	AO3 4.6.1.2 RPA5
	(so conical) flask will overflow	allow (so) solutions will not fit (in conical flask)	1	

Question	Answers	Extra information	Mark	AO / Spec. Ref.
05.2	measuring cylinder	allow (volumetric / graduated) pipette allow burette	1	AO1 4.6.1.2 RPA5

Question	Answers	Mark	AO / Spec. Ref.
05.3		1	AO1 4.6.1.2 RPA5
		1	
	allow 1 mark if dependent variable and independent variable are identified the wrong way round		
	do not accept more than one line drawn from a box on the left		

Question	Answers	Extra information	Mark	AO / Spec. Ref.
05.4	the time taken will increase		1	AO3 4.6.1.2 RPA5

Question	Answers	Extra information	Mark	AO / Spec. Ref.
05.5	32 g/dm ³		1	AO3 4.6.1.1 4.6.1.2 RPA5

Question	Answers	Extra information	Mark	AO / Spec. Ref.
05.6	the particles are closer together		1	AO1 4.6.1.3 RPA7
	the particles collide more frequently		1	

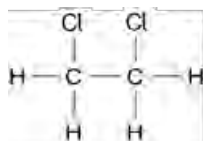
Question	Answers	Extra information	Mark	AO / Spec. Ref.
05.7	decreases		1	AO2 4.6.1.2 4.6.1.3 RPA5
	increases		1	

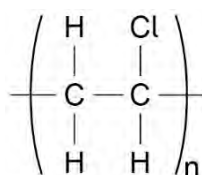
Total Question 5	11
-------------------------	-----------

Question 6

Question	Answers	Extra information	Mark	AO / Spec. Ref.
06.1	colourless	ignore clear	1	AO1 4.7.1.4

Question	Answers	Extra information	Mark	AO / Spec. Ref.
06.2	damp litmus paper		1	AO1 4.8.2.4

Question	Answers	Extra information	Mark	AO / Spec. Ref.
06.3			1	AO1 4.7.2.2

Question	Answers	Extra information	Mark	AO / Spec. Ref.
06.4			1	AO2 4.7.3.1

Question	Answers	Extra information	Mark	AO / Spec. Ref.
06.5	1.5×10 0.9×10		1	AO2 4.7.3.1
	(ratio =) 15 : 9		1	
	= 5 : 3	allow correct determination of the simplest whole number ratio from an attempt at a density ratio	1	
	alternative approach			
	(ratio =)			
	$\frac{1.5}{0.9}$ $\frac{0.9}{0.9}$ (1)			
	1.666 : 1 (1)			
	= 5 : 3 (1)	allow correct determination of the simplest whole number ratio from an attempt at a density ratio		

Question	Answers	Extra information	Mark	AO / Spec. Ref.
06.6	the pipes will melt or the polymers will melt	allow the melting point of both polymers is below 300°C	1	AO3 4.7.3.1 4.10.3.3

Question	Answers	Extra information	Mark	AO / Spec. Ref.
06.7	oil is non-renewable or paper is obtained from a renewable source	allow oil is finite	1	AO2 4.10.1.1

Total Question 6	9
------------------	---

Question 7

Question	Answers	Extra information	Mark	AO / Spec. Ref.
07.1	alloy		1	AO1
	reinforcement		1	AO2
				4.10.3.2 4.10.3.3

Question	Answers	Extra information	Mark	AO / Spec. Ref.
07.2	burning (of methane) releases carbon dioxide	allow burning methane ignore methane is a greenhouse gas	1	AO2 4.9.2.2 4.9.3.1
	decomposition (of limestone) releases carbon dioxide	allow decomposition of limestone	1	

Question	Answers	Extra information	Mark	AO / Spec. Ref.
07.3	hydrochloric acid		1	AO1 4.8.3.3
	limewater		1	RPA7

Question	Answers	Extra information	Mark	AO / Spec. Ref.
07.4		allow converse for plain concrete		AO3 4.10.3.3
	(pre-stressed concrete) can bear the weight of (heavy) traffic	allow (pre-stressed concrete) bridge is less likely to collapse	1	
	(because pre-stressed concrete is) stronger	do not accept (because pre-stressed concrete is) more dense	1	

Question	Answers	Extra information	Mark	AO / Spec. Ref.
07.5	any two from: (plain concrete slabs) <ul style="list-style-type: none"> are cheaper will be lighter (to transport / lay) do not need to carry vehicles 	allow converse for pre-stressed concrete	2	AO3 4.10.3.3

Total Question 7	10
-------------------------	-----------

Question 8

Question	Answers	Extra information	Mark	AO / Spec. Ref.
08.1	(test) flame test		1	AO1 4.8.3.1 RPA7
	(result) yellow (flame)		1	
	OR			
	(test) flame emission spectroscopy (1)	allow FES		
	(result) lines match sodium spectrum (1)			

Question	Answers	Extra information	Mark	AO / Spec. Ref.
08.2	(test) (add acidified) silver nitrate (solution)		1	AO1 4.8.3.4 RPA7
	(result) white precipitate		1	
		MP2 is dependent upon the award of MP1		

Question	Answers	Extra information	Mark	AO / Spec. Ref.
08.3	to ensure that all the water has evaporated		1	AO3 4.10.1.2 RPA8

MARK SCHEME – GCSE CHEMISTRY – 8462/2F – JUNE 2024

Question	Answers	Extra information	Mark	AO / Spec. Ref.
08.4	mass of evaporating dish and dry contents – mass of empty evaporating dish		1	AO1 4.10.1.2 RPA8

Question	Answers	Extra information	Mark	AO / Spec. Ref.
08.5	(mean concentration of NaCl =) $\frac{35.2 + 34.6 + 36.4 + 33.8}{4}$	allow 1 mark for $\frac{35.2 + 34.6 + 33.8}{3} = 34.5$	1	AO2 4.10.1.2 RPA8
	or $\frac{140}{4}$			
	= 35.0 (g/dm ³)		1	
	(mean concentration of Na ⁺ =) $35.0 \times \frac{39.3}{100}$	allow correct use of an incorrectly determined mean concentration of sodium chloride	1	
	= 13.8 (g/dm ³)	allow 13.755 correctly rounded to at least 3 significant figures	1	
	alternative approach 1: (total concentration of NaCl = 35.2 + 34.6 + 36.4 + 33.8 = 140 total concentration of Na ⁺ =) $140 \times \frac{39.3}{100} \text{ (1)}$ = 55.02 (g/dm ³) (1)	allow 1 mark for (35.2 + 34.6 + 33.8 = 103.6) $103.6 \times \frac{39.3}{100} = 40.71$		
	(mean concentration of Na ⁺ =) $\frac{55.02}{4} \text{ (1)}$ =13.8 (g/dm ³) (1)	allow correct use of an incorrectly determined total concentration of Na ⁺ allow 13.755 correctly rounded to at least 3 significant figures		

	<p>alternative approach 2:</p> <p>(concentrations of Na⁺ =)</p> $35.2 \times \frac{39.3}{100}$ $34.6 \times \frac{39.3}{100}$ $36.4 \times \frac{39.3}{100}$ $33.8 \times \frac{39.3}{100} \text{ (1)}$ <p>= 13.83 13.60 14.31 13.28 (1)</p> <p>(mean concentration of Na⁺ =)</p> $\frac{13.83 + 13.60 + 14.31 + 13.28}{4}$ <p>(1)</p> <p>=13.8 (g/dm³) (1)</p>	<div style="position: relative; height: 100px;"> } <p>allow 1 mark if a concentration of 36.4 is treated as an anomaly and not used</p> </div> <p>allow correct use of incorrectly determined concentration(s) of Na⁺</p> <p>allow 13.755 correctly rounded to at least 3 significant figures</p>		
--	--	--	--	--

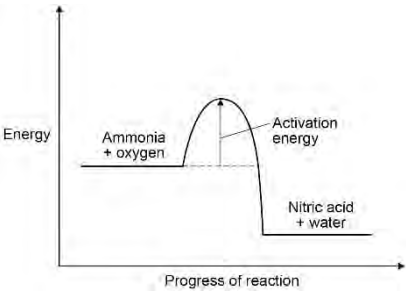
Total Question 8	10
-------------------------	-----------

Question 9

Question	Answers	Extra information	Mark	AO / Spec. Ref.
09.1	to recycle (remaining) nitrogen and hydrogen	allow to recycle unreacted gases allow to return nitrogen and hydrogen to the reactor	1	AO1 4.10.4.1

Question	Answers	Extra information	Mark	AO / Spec. Ref.
09.2	iron	allow Fe	1	AO1 4.6.1.4 4.10.4.1

Question	Answers	Extra information	Mark	AO / Spec. Ref.
09.3	(test) glowing splint		1	AO1 4.8.2.2
	(result) (splint) relights	MP2 is dependent upon MP1 being awarded	1	

Question	Answers	Extra information	Mark	AO / Spec. Ref.
09.4	labelled vertical arrow from dotted line to peak	ignore arrow heads	1	AO2 4.6.1.4 4.10.4.1 4.10.4.2
	ammonia and oxygen on left and nitric acid and water on right	allow NH ₃ for ammonia allow O ₂ for oxygen allow HNO ₃ for nitric acid allow H ₂ O for water an answer of  scores 2 marks	1	

Question	Answers	Extra information	Mark	AO / Spec. Ref.
09.5	the line would reach a higher peak		1	AO1 4.6.1.4 4.10.4.1 4.10.4.2

Question	Answers	Extra information	Mark	AO / Spec. Ref.
09.6	fertilisers	allow explosives allow sports injury packs	1	AO3 4.10.4.1 4.10.4.2

Total Question 9	8
-------------------------	----------

Question 10

Question	Answers	Extra information	Mark	AO / Spec. Ref.
10.1	combustion		1	AO2 4.6.2.1
	reversible		1	

Question	Answers	Extra information	Mark	AO / Spec. Ref.
10.2	water molecules break down and reform at the same rate		1	AO2 4.6.2.3

Question	Answers	Mark	AO / Spec. Ref.
10.3	Level 3: Relevant points (reasons / causes) are identified, given in detail and logically linked to form a clear account.	5–6	AO1 4.10.1.2 4.10.1.3
	Level 2: Relevant points (reasons / causes) are identified, and there are attempts at logical linking. The resulting account is not fully clear.	3–4	
	Level 1: Points are identified and stated simply, but their relevance is not clear and there is no attempt at logical linking.	1–2	
	No relevant content	0	
	<p>Indicative content</p> <p>Potable water production</p> <ul style="list-style-type: none"> • pass water through filter beds • to remove solids • use chlorine / ozone / UV light • to sterilise water • to destroy microbes <p>Waste water treatment</p> <ul style="list-style-type: none"> • screening • using a metal grid • to remove solids • to remove grit • sedimentation • to produce sewage sludge and effluent • anaerobic digestion of sewage sludge • aerobic biological treatment of effluent <p>access to Level 3 requires reference to both potable water production and waste water treatment.</p>		
Total Question 10		9	